

LCS Canvas Generate a Pairing Code



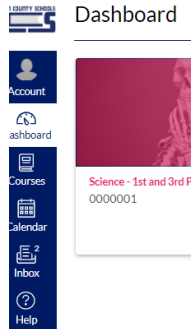
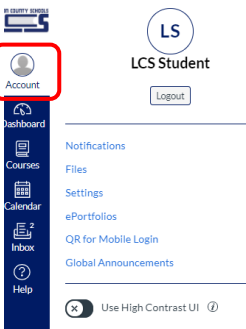
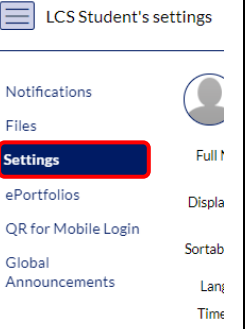

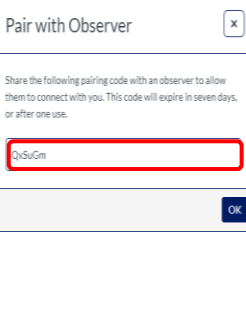
As a student, you can generate a pairing code to link an observer to your Canvas account. You must create a separate pairing code for each observer who wants to link to your account.

An observer may be your parent, guardian, mentor, counselor, or another individual who needs to view your Canvas courses. Linked observers can view your Canvas courses. A user-account level link will ensure the observer is linked to a student and will enroll the observer in each student's past, current, and future courses automatically.

A Pairing Code can

- Be generated by a student and will expire after seven days or the first successful use.
- Be generated for up to five active pairing codes.
- Be generated for multiple students.
- Only be generated from the web version of Canvas. Pairing codes cannot be generated from the Canvas mobile apps, including both Parent and Teacher apps.

To generate a Student Pairing code, complete the following steps:

Step 1	Step 2	Step 3	Step 4	Step 5 and 6
				
<p>Login to Canvas.</p>	<p>Click Account on the Global Navigation Menu.</p>	<p>Click Settings.</p>	<p>Click Pair with Observer on the right Side Bar.</p>	<p>Copy Pairing Code with your observer. Click OK to close the window.</p>

Canvas provides additional online instructions for generating a Student Pairing Code below:

[How to generate a pairing code for an observer as a student.](#)